




WHY NOT JOIN US
AS A MEMBER?

See our website –

[www.ploughmen.co.uk / join](http://www.ploughmen.co.uk/join)

or ask us to send you details.



OFFICIAL RULES FOR PLOUGHING

The Society of Ploughmen Limited,
Quarry Farm, Loversall, Doncaster, South Yorkshire, DN11 9DH

Telephone: 01302 852469

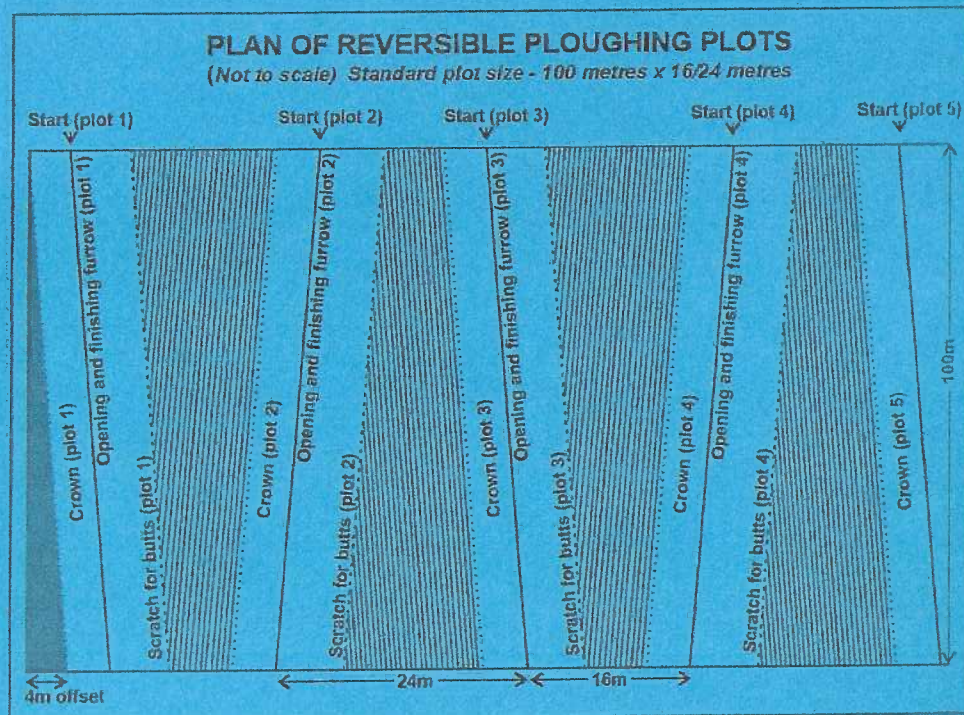
E-mail: info@ploughmen.co.uk

Website: www.ploughmen.co.uk

Updated: 12/2024

CONTENTS

	Page
Reversible Ploughing	2
Conventional Ploughing	4
Vintage Tractor Ploughing	6
Classic Tractor Ploughing	9
Classic Reversible Ploughing	12
Oat Seed Furrow Ploughing	15
Horse Ploughing	17
Horticultural Ploughing	19
Ferguson Ploughing	22
Regulations at the British National Ploughing Championships	24
Countback System	25



RULES FOR REVERSIBLE PLOUGHING

- PLOUGHS**
 - All ploughs to be fitted with skimmers.
 - Tailpieces are allowed – maximum size to be 26cm long and 22cm wide. The end of tailpiece to be no more than 32cm from the end of the mouldboard.
 - All plough bodies must be used when ploughing the finish.
 - Extraneous attachments that manipulate the furrows or scratches are not allowed.
- TIME ALLOWED**
 - 20 minutes for opening. **Penalty for failure to finish opening on time – 2 points per minute or part minute.**
 - 40 minutes for opening to be judged.
 - 3 hours to complete the plot. **Penalty for failure to finish plot at finishing signal – 10 points per minute or part minute.**
 - Maximum of one hour only allowed for a breakdown.
- OPENING**
Single furrow opening with right-hand bodies.
- START**
The start comprises 8 or 9 furrows and is ploughed with the front left body towards the neighbouring lower numbered plot.
- FINISH**
Finish to consist of last 19 or 20 furrows for 2 furrow ploughs or 20 or 21 furrows for 3 furrow ploughs. **Penalty for incorrect number of furrows in the finish – 20 points.**
- DEPTH**
Depth to be reached on completion of start and adhered to until commencing the finish. Minimum depth 20 cm.
- PLOUGHING**
 - The competitor should make a scratch for his finishing furrows whilst the openings are being judged.
 - After the opening has been judged, the competitor proceeds to:
 - Plough 8 or 9 furrows towards the lower numbered plot.
 - Start at the next highest number and complete his 'butts'.
 - Complete the last 19 or 20 furrows for 2 furrow ploughs; or 20 or 21 furrows for 3 furrow ploughs.
 - Alternate bodies to be used at all times. Each run to be completed before the plough is turned over.
 - The use of sighting poles at the start of the butts is not allowed.
 - When ploughing the butts, competitors cannot travel to end of plot to turn.

NOTE: When ploughing the joining furrow, attachments are not allowed, but it is permissible to show only one full furrow on the first run.
- GENERAL**
 - The first and second runs next to the neighbours' plot will be allowed as straightening furrows and will not be judged.
 - Rolling of furrows or scratches is not allowed. **Penalty – 20 points deduction.**
 - Three sighting poles only (one can be placed on the headland) – assistance to set and remove is allowed. No other assistance allowed including no assistance by signal, radio contact, mobile phone or any other method.
 - Handling, treading or shaping of scratches or furrows is not allowed.
 - Only one tractor and one plough wheelmark allowed at the finish.

- g. Only the competitor allowed to clean the plot of straw, stones, etc. Clearing stubble is not allowed and will be penalised.
- h. The use of Global Positioning Technology, laser beams or any other electronic or computerised measuring devices are not allowed.
- i. Any abuse or dispute by a competitor with an official or fellow competitor is not acceptable. **Penalty – 20 points deduction.**

9. SAFETY

- a. Passengers not allowed on tractors or ploughs at any time.
- b. Society of Ploughmen Safety Policy to be adhered to at all times.

10. FINAL DECISION

Any questions arising and not provided for in these rules shall be decided by the Directors, whose decision shall be final and binding.

JUDGES METHOD OF SCORING – REVERSIBLE PLOUGHS

OPENING	20
<i>Well cut, uniform and straight</i>	
START (8 or 9 furrows)	20
<i>Uniform and level</i>	
SEED BED	20
<i>Weed control and soil made available</i>	
FIRMNESS	20
<i>Firm, well packed furrows, no holes</i>	
UNIFORMITY	20
<i>Clearly defined uniform furrows and no pairing of furrows</i>	
JOINING FURROW & BUTTS	20
<i>Neat, accurate with no dips or mounds</i>	
FINISH (last 19 or 20 furrows)	20
<i>Uniform and shallow</i>	
ACCURACY OF FINAL FURROW	20
<i>Close to first furrow with no unploughed or re-ploughed land</i>	
INS AND OUTS	20
<i>Neat, accurate and regular</i>	
STRAIGHTNESS	20
<i>Straightness of the whole plot</i>	
GENERAL APPEARANCE	20
<i>Workmanship and general appearance of the whole plot</i>	

Note: Seedbed, firmness and uniformity cover the whole of the plot, ie start furrows, butts and finishing furrows

FIXED PENALTY DEDUCTIONS

Two tractor wheel marks	up to 20 points penalty
Depth infringement	20 points per cm less than specified depth
Rolling	20 points penalty
Incorrect number of furrows in the finish	20 points penalty
Failure to finish opening on time	2 points per minute or part minute over time
Failure to finish plot by finishing signal	10 points per minute or part minute over time
Abuse of officials or fellow competitors	20 points penalty
<i>At British National Ploughing Championships:</i>	
Failure to report for Plough Off Parade	20 points penalty
Failure to adhere to the Safety Policy	Disqualification

Any other penalty deduction will be decided by the Directors



RULES FOR CONVENTIONAL PLOUGHING

1. PLOUGHS

- a. Ploughs to be fitted with skimmers.
- b. Tailpieces are allowed – the maximum size to be 26cm long and 22cm wide. The end of tailpiece to be no more than 32cm from the end of the mouldboard.
- c. Plough bodies can be raised or lowered but cannot be raised out of the 'ploughing' position.
- d. All plough bodies must be used when ploughing the finish.
- e. Extraneous attachments that manipulate the furrows or scratches are not allowed.

2. TIME ALLOWED

- a. 20 minutes for opening. **Penalty for failure to finish opening on time – 2 points per minute or part minute.**
- b. 40 minutes for opening to be judged.
- c. 3 hours to complete the plot. **Penalty for failure to finish plot at finishing signal – 10 points per minute or part minute.**
- d. 15 minutes extra time for any cast-off done after the ploughing has commenced.
- e. Maximum of one hour only allowed for a breakdown.

3. OPENING

Double opening – no land to be left unturned.

4. START

- a. Start to consist of 11 or 12 furrows.
- b. Competitors to cast towards the next highest number plot.

5. FINISH

- a. Finish to consist of last 8 furrows.
- b. Last furrow to be ploughed towards competitor's own start.

6. DEPTH

Depth to be reached on completion of start and adhered to until commencing the finish. Minimum depth 20 cm.

7. GENERAL

- a. The first and second runs next to the neighbours' plot will be allowed as straightening furrows and will not be judged.
- b. Rolling of furrows and scratches is **not** allowed. **Penalty – 20 points deduction.**
- c. Twin tractor wheels are **not** allowed.
- d. Three sighting poles only (one can be placed on the headland) – assistance to set and remove is allowed. No other assistance allowed including no assistance by signal, radio contact, mobile phone or any other method.
- e. Handling, treading or shaping of scratches or furrows is **not** allowed.
- f. Only one tractor and one plough wheelmark allowed at the finish.
- h. Only the competitor allowed to clean the plot of straw, stones, etc. Clearing stubble is not allowed and will be penalised.
- i. The use of Global Positioning Technology, laser beams or any other electronic or computerised measuring devices are not allowed.
- j. Any abuse or dispute by a competitor with an official or fellow competitor is not acceptable. **Penalty – 20 points.**

8. SAFETY

- Passengers not allowed on tractors or ploughs at any time.
- Society of Ploughmen Safety Policy to be adhered to at all times.

9. FINAL DECISION

Any questions arising and not provided for in these rules shall be decided by the Directors, whose decision shall be final and binding.

JUDGES METHOD OF SCORING – CONVENTIONAL PLOUGHS

OPENING	20
<i>Well cut, uniform and straight</i>	
START (11 or 12 furrows)	20
<i>Uniform and level</i>	
SEED BED	20
<i>Weed control and soil made available</i>	
FIRMNESS	20
<i>Firm, well packed furrows, no holes</i>	
UNIFORMITY	20
<i>Clearly defined uniform furrows and no pairing of furrows</i>	
FINISH	20
<i>Uniform and shallow</i>	
INS AND OUTS	20
<i>Neat, accurate and regular</i>	
STRAIGHTNESS	20
<i>Straightness of the whole plot</i>	
GENERAL APPEARANCE	20
<i>Workmanship and general appearance of the whole plot</i>	

FIXED PENALTY DEDUCTIONS

Two tractor wheel marks	up to 20 points penalty
Finish wrong way	20 points penalty
Depth infringement	20 points per cm less than specified depth
Rolling	20 points penalty
Failure to finish opening on time	2 points per minute or part minute over time
Failure to finish plot by finishing signal	10 points per minute or part minute over time
Abuse of officials or fellow competitors	20 points penalty
<u>At British National Ploughing Championships:</u>	
Failure to report for Plough Off Parade	20 points penalty
Failure to adhere to the Safety Policy	Disqualification

Any other penalty deduction will be decided by the Directors



RULES FOR VINTAGE PLOUGHING

1. TRACTOR

In both trailing and mounted plough classes, all models of tractor must have been in production **before 31st December 1959.**

2. PLOUGHS

- Trailing plough class – any trailing plough is eligible.
- Mounted plough class – any mounted plough in production **before 31st December 1959**
- Plough bodies to be in production **before 31st December 1959.**
- Skimmers and one-piece tailpieces are optional – no other attachments allowed.
- No modified tailpieces or brackets allowed. Tailpieces should not be more than 22cm long from the end of the mouldboard and 11cm wide and can only be adjusted by the mouldboard bolts.
- Plough bodies can be raised or lowered but cannot be raised out of the 'ploughing' position.
- All plough bodies to be used when ploughing the finish.
- Extraneous attachments that manipulate the furrows or scratches are not allowed.
- Only one plough wheel allowed in mounted ploughing.

3. TIME ALLOWED

- 20 minutes for opening. **Penalty for failure to finish opening on time – 2 points per minute or part minute.**
- 40 minutes for openings to be judged.
- 4 hours to complete the plot. **Penalty for failure to finish the plot at finishing signal – 10 points per minute or part minute**
- 15 minutes for any cast-off made after commencement of ploughing.
- Maximum of one hour only allowed for a breakdown.

4. OPENING

- Double opening – no land left unturned.
- On grassland there is no opening. Scratches may be handled but not removed.

5. START

- The start shall consist of 11 or 12 furrows.
- Competitors must cast towards the next highest numbered plot.

6. FINISH

- The finish shall consist of the last 8 furrows.
- Last furrow to be cast towards competitors' own start.

7. DEPTH

Depth to be reached on completion of start and adhered to until commencing the finish. Minimum depth 15 cm.

8. GENERAL

- The first and second runs next to the neighbours' plot will be allowed as straightening furrows and will not be judged.
- Rolling of furrows or scratches is **not** allowed. **Penalty – 20 points deduction.**
- Twin tractor wheels **not** allowed.
- Three sighting poles only (one can be placed on the headland) – assistance to set and remove is allowed. No other assistance allowed including no assistance by signal, radio contact, mobile phone or any other method.
- Handling, shaping or treading of scratches or furrows is **not** allowed.
- Only one tractor and one plough wheel mark allowed at the finish.

- g. Only the competitor allowed to clean the plot of straw, stones, etc. Clearing stubble is not allowed and will be penalised.
- h. Competitors must produce evidence of age of tractor if requested.
- i. The use of Global Positioning Technology, laser beams or any other electronic or computerised measuring devices are not allowed.
- j. Any abuse or dispute by a competitor with an official or fellow competitor is not acceptable.
Penalty – 20 points.

9. SAFETY

- a. Passengers not allowed on tractors or ploughs at any time.
- b. Society of Ploughmen Safety Policy to be adhered to at all times.

10. FINAL DECISION

Any question arising and not provided for in these rules shall be decided by the Directors whose decision shall be final and binding.

JUDGES METHOD OF SCORING – VINTAGE PLOUGHS

OPENING	20
<i>Well cut, uniform and straight</i>	
START (11 or 12 furrows)	20
<i>Uniform and level</i>	
SEED BED	20
<i>Weed control and soil made available</i>	
FIRMNESS	20
<i>Firm, well packed furrows, no holes</i>	
UNIFORMITY	20
<i>Clearly defined uniform furrows and no pairing of furrows</i>	
FINISH	20
<i>Uniform and shallow</i>	
INS AND OUTS	20
<i>Neat, accurate and regular</i>	
STRAIGHTNESS	20
<i>Straightness of the whole plot</i>	
GENERAL APPEARANCE	20
<i>Workmanship and general appearance of the whole plot</i>	

FIXED PENALTY DEDUCTIONS

Two tractor wheel marks	up to 20 points penalty
Finish wrong way	20 points penalty
Depth infringement	20 points per cm less than specified depth
Rolling	20 points penalty
Failure to finish opening on time	2 points per minute or part minute over time
Failure to finish plot by finishing signal	10 points per minute or part minute over time
Abuse of officials or fellow competitors	20 points penalty
Failure to adhere to the Safety Policy	Disqualification
<i>At British National Ploughing Championships:</i>	
Failure to report for Plough Off Parade	20 points penalty
Failure to adhere to the Safety Policy	Disqualification

Any other penalty deduction will be decided by the Directors

EQUIPMENT

1. Discs/skimmers/tailpieces can be of different make.
2. Weights can be used on tractors or ploughs.
3. Adjustable stays on plough mouldboards are allowed.
4. Quick entry or slotted top links are allowed.
5. Extended wheel axles are allowed.
6. Screw adjustments on cross shafts are allowed.
7. Modified plough shares are allowed.
8. Diesel engine conversions are allowed.
9. Hydraulic top links and other hydraulic rams are not allowed.
10. Stubble chains, or any other attachment used to bury stubble, are not allowed.
11. Modified tailpieces or brackets are not allowed.
12. Two-piece adjustable tailpieces are not allowed.
13. Draw-bars with hydraulic movement not allowed.
14. Four wheel drive tractors or conversions not allowed.
15. A list of eligible equipment is available from the Society of Ploughmen on request.

GUIDANCE FOR SOCIETIES

1. Tramlines – plough at 90° across tramlines if possible.
2. Avoid plots on side headlands.
3. Recommended size of plots: length 75m; width 14m
(Maximum length 100m, minimum 60m. Maximum width 16m, minimum 12m.)
4. Recommended minimum width of headland :
Trailing ploughs - 15 metres; Mounted ploughs - 10 metres
5. A list of eligible equipment is available from the Society of Ploughmen on request.
6. Score sheets and rules are available to affiliated societies of the Society of Ploughmen.

NATIONAL VINTAGE AREA FINALS

7. Area finals are part of the National Ploughing Calendar and only experienced and competent judges should be chosen to officiate – judges to judge individually on each half of the plots.
8. All Society of Ploughmen rules must be adhered to and the Society of Ploughmen conventional points scoring system used.
9. Qualifying matches can be part of existing events or run separately.
10. Competitors can reside in or out of the area of the competitions.
11. Each judge may have a judges clerk to mark the score sheet. The clerk could be a novice judge wishing to learn how to judge ploughing.

RULES FOR CLASSIC PLOUGHING



1. **TRACTOR**
All models of tractor must have been in production **before 31st December 1976.**
2. **PLOUGHS**
 - a. Mounted ploughs in production **before 31st December 1976,** but excluding Fiskars, Kverneland Hydrien and Super Hydrien, and Ransome/Bonning. YCN bodies not allowed.
 - b. Plough bodies to be in production **before 31st December 1976.**
 - c. Skimmers and tailpieces are optional – no other attachments allowed.
 - d. No modified tailpieces or brackets allowed. Two piece adjustable tailpieces are permitted and should be as designed for the plough at the time of manufacture. The dimensions of the tailpiece should not exceed 14cm x 24cm and the end must not extend more than 26cm beyond the end of the plough mouldboard. The tailpiece mounting bracket must be bolted to the mouldboard.
 - e. Plough bodies can be raised or lowered but cannot be raised out of the 'ploughing' position.
 - f. All plough bodies to be used when ploughing the finish.
 - g. Extraneous attachments that manipulate the furrows or scratches are not allowed.
 - h. Only one plough wheel allowed.
3. **TIME ALLOWED**
 - a. 20 minutes for opening. **Penalty for failure to finish opening on time – 2 points per minute or part minute.**
 - b. 40 minutes for openings to be judged.
 - c. 4 hours to complete the plot. **Penalty for failure to finish the plot at finishing signal – 10 points per minute or part minute.**
 - d. 15 minutes for any cast-off made after commencement of ploughing.
 - e. Maximum of one hour only allowed for a breakdown.
4. **OPENING**
 - a. Double opening split – no land left unturned.
 - b. On grassland there is no opening. Scratches may be handled but not removed.
5. **START**
 - a. Start to consist of 11 or 12 furrows.
 - b. Competitors must cast towards the next highest numbered plot.
6. **FINISH**
 - a. Finish to consist of the last 8 furrows.
 - b. Last furrow to be cast towards competitors own start.
7. **DEPTH**
Depth to be reached on completion of start and adhered to until commencing the finish.
Minimum depth - 17cm.
8. **GENERAL**
 - a. The first and second runs next to the neighbours' plot will be allowed as straightening furrows and will not be judged.
 - b. Rolling of furrows and scratches is **not** allowed. **Penalty – 20 points deduction.**
 - c. Twin tractor wheels not allowed.
 - d. Three sighting poles only (one can be placed on the headland) - assistance to set and remove is allowed. No other assistance allowed including no assistance by signal, radio contact, mobile phone or any other method.
 - e. Handling, shaping or treading of furrows or scratches is **not** allowed.
 - f. Only one tractor and one plough wheelmark allowed at the finish.

- g. Only the competitor allowed to clean the plot of straw, stones, etc. Clearing stubble is not allowed and will be penalised.
- h. Competitors must produce evidence of age of tractor if requested.
- i. The use of Global Positioning Technology, laser beams or any other electronic or computerised measuring devices are not allowed.
- j. Any abuse or dispute by a competitor with an official or fellow competitor is not acceptable. **Penalty – 20 points.**

9. **SAFETY**

- a. Passengers not allowed on tractors or ploughs at any time.
- b. Society of Ploughmen Safety Policy to be adhered to at all times.

10. **FINAL DECISION**

Any question arising and not provided for in these rules shall be decided by the Directors whose decision shall be final and binding.

JUDGES METHOD OF SCORING – CLASSIC PLOUGHS

OPENING	20
<i>Well cut, uniform and straight</i>	
START (11 or 12 furrows)	20
<i>Uniform and level</i>	
SEED BED	20
<i>Weed control and soil made available</i>	
FIRMNESS	20
<i>Firm, well packed furrows, no holes</i>	
UNIFORMITY	20
<i>Clearly defined uniform furrows and no pairing of furrows</i>	
FINISH	20
<i>Uniform and shallow</i>	
INS AND OUTS	20
<i>Neat, accurate and regular</i>	
STRAIGHTNESS	20
<i>Straightness of the whole plot</i>	
GENERAL APPEARANCE	20
<i>Workmanship and general appearance of the whole plot</i>	

FIXED PENALTY DEDUCTIONS

Two tractor wheel marks	up to 20 points penalty
Finish wrong way	20 points penalty
Depth infringement	20 points per cm less than specified depth
Rolling	20 points penalty
Failure to finish opening on time	2 points per minute or part minute over time
Failure to finish plot by finishing signal	10 points per minute or part minute over time
Abuse of officials or fellow competitors	20 points penalty
Failure to adhere to the Safety Policy	Disqualification
<u>At British National Ploughing Championships:</u>	
Failure to report for Plough Off Parade	20 points penalty
Failure to adhere to the Safety Policy	Disqualification

Any other penalty deduction will be decided by the Directors

EQUIPMENT

1. Discs/skimmers/tailpieces can be of different make.
2. Weights can be used on tractors or ploughs.
3. Adjustable stays on plough mouldboards are allowed.
4. Quick entry or slotted top links are allowed.
5. Extended wheel axles are allowed.
6. Screw adjustments on cross shafts are allowed.
7. Modified plough shares are allowed.
8. Modified tailpieces or brackets are not allowed.
9. Two-piece adjustable tailpieces are allowed.
10. Diesel engine conversions are allowed.
11. Hydraulic top links and other hydraulic rams are not allowed.
12. Stubble chains, or any other attachment used to bury the stubble, are not allowed.
13. Draw-bars with hydraulic movement not allowed.
14. Four wheel drive tractors or conversions not allowed.

GUIDANCE FOR SOCIETIES

1. Tramlines – plough at 90° across tramlines if possible.
2. Avoid plots on side headlands.
3. Recommended size of plots: Length 75m; width 14m.
(Maximum length 100m, minimum 60m. Maximum width 16m, minimum 12m.)
4. Recommended width of headland : Minimum 10 metres.
5. Score sheets and rules are available to affiliated societies of the Society of Ploughmen.

NATIONAL VINTAGE AREA FINALS

6. Area finals are part of the National Ploughing Calendar and only experienced and competent judges should be chosen to officiate – judges to judge individually on each half of the plots.
7. All Society of Ploughmen rules must be adhered to and the Society of Ploughmen conventional points scoring system used.
8. Qualifying matches can be part of existing events or run separately.
9. Competitors can reside in or out of the area of the competitions.
10. Each judge may have a judges clerk to mark the score sheet. The clerk could be a novice judge wishing to learn how to judge ploughing.

RULES FOR CLASSIC REVERSIBLE PLOUGHING PARALLEL PLOTS



1. **TRACTOR**
All models of tractor must have been in production **before 31st December 1976**.
2. **PLOUGHS**
 - a. Any reversible plough with shear bolt or fixed leg in production before **31st December 1976** but excluding Fiskars, Kverneland Hydrien and Super Hydrien, and Ransome/Bonning. YCN bodies not allowed.
 - b. Plough bodies and mouldboards to be designed for plough at time of manufacture.
 - c. Skimmers and one-piece tailpieces are optional – no other attachments allowed
 - d. No modified tailpieces or brackets allowed. Two piece adjustable tailpieces are permitted and should be as designed for the plough at the time of manufacture. The dimensions of the tailpiece should not exceed 14cm x 24cm and the end must not extend more than 26cm beyond the end of the plough mouldboard. The tailpiece mounting bracket must be bolted to the mouldboard.
 - e. Plough bodies can be raised or lowered but cannot be raised out of the 'ploughing' position.
 - f. Extraneous attachments that manipulate the furrows or scratches are not allowed.
3. **TIME ALLOWED**
 - a. 20 minutes for opening. **Penalty for failure to finish opening on time – 2 points per minute or part minute**
 - b. 40 minutes for openings to be judged.
 - c. 4 hours to complete the plot. **Penalty for failure to finish the plot at finishing signal -10 points per minute or part of minute.**
 - d. Maximum of one hour only allowed for breakdown.
4. **OPENING**
Single furrow made with the rear right-hand body, cast towards the next lower numbered plot.
5. **START**
The start comprises 8 or 9 furrows ploughed towards the neighbouring lower numbered plot.
6. **FINISH**
The finish consists of the last 11 or 12 furrows.
7. **DEPTH**
Depth to be reached on completion of start and adhered to until the finish. Minimum depth 17 cm.
8. **PLOUGHING**
After the opening has been judged the competitor proceeds to:
 - a. Plough 8 or 9 furrows towards the lower numbered plot.
 - b. Start at the next highest number to complete the plot towards the competitors own start.
 - c. Alternate bodies to be used at all times. Each run to be completed before the plough is turned over.
9. **GENERAL**
 - a. The first and second runs next to the neighbours' plot will be allowed as straightening furrows and will not be judged
 - b. Rolling of furrows or scratches is **not** allowed. **Penalty – 20 points deduction.**
 - c. Three sighting poles only (one may be placed on the headland) – assistance to set and remove is allowed. No other assistance allowed including assistance by signal, radio contact, mobile phone or any other method.
 - d. Handling, treading or shaping of the scratches or furrows is **not** allowed.
 - e. Only one tractor and one plough wheel mark allowed at the finish.

- f. Only the competitor allowed to clean the plot of straw, stones, etc. Clearing stubble is not allowed and will be penalised.
- g. The use of Global Positioning Technology, laser beams or any other electronic or computerised measuring devices are not allowed.
- h. Competitors must produce evidence of age of tractor and/or plough if requested.
- i. Any abuse or dispute by a competitor with an official or fellow competitor is not acceptable. **Penalty – 20 points.**

10. SAFETY

- a. Passengers not allowed on tractors or ploughs at any time.
- b. The Society of Ploughmen Safety Policy to be adhered to at all times.

11. FINAL DECISION

Any questions arising and not provided for in the rules shall be decided by the Directors, whose decision shall be final and binding.

JUDGES METHOD OF SCORING – CLASSIC REVERSIBLE PLOUGHS

OPENING	20
<i>Well cut, uniform and straight</i>	
START (8 or 9 furrows)	20
<i>Uniform and level</i>	
SEED BED	20
<i>Weed control and soil made available</i>	
FIRMNESS	20
<i>Firm, well packed furrows, no holes</i>	
UNIFORMITY	20
<i>Clearly defined uniform furrows and no pairing of furrows</i>	
FINISH (last 19 or 20 furrows)	20
<i>Uniform and shallow</i>	
ACCURACY OF FINAL FURROW	20
<i>Close to first furrow with no unploughed or re-ploughed land</i>	
INS AND OUTS	20
<i>Neat, accurate and regular</i>	
STRAIGHTNESS	20
<i>Straightness of the whole plot</i>	
GENERAL APPEARANCE	20
<i>Workmanship and general appearance of the whole plot</i>	

FIXED PENALTY DEDUCTIONS

Two tractor wheel marks	up to 20 points penalty
Depth infringement	20 points per cm less than specified depth
Rolling	20 points penalty
Use of hydraulic turnover not on the headland ...	20 points penalty
Failure to finish opening on time	2 points per minute or part minute over time
Failure to finish plot by finishing signal	10 points per minute or part minute over time
Abuse of officials or fellow competitors	20 points penalty
Failure to adhere to the Safety Policy	Disqualification

At British National Ploughing Championships:

Failure to report for Plough Off Parade	20 points penalty
Failure to adhere to the Safety Policy	Disqualification

Any other penalty deduction will be decided by the Directors

EQUIPMENT

1. Discs/skimers/tailpieces may be of a different make.
2. Weights can be used on tractors or ploughs.
3. Adjustable stays on plough mouldboards are allowed.
4. Quick entry or slotted top links are allowed.
5. Extended wheel axles are allowed.
6. Screw adjustments on cross shafts are allowed.
7. Modified plough shares are allowed.
8. Modified tailpieces or brackets are not allowed.
9. Diesel engine conversions are allowed.
10. Hydraulic top links and other hydraulic rams are not allowed.
11. Hydraulic turnover is permitted only to reverse the plough on the headland. Any other use of the hydraulic turnover will be penalised.
12. Any type of trip leg plough is not allowed. Shear bolt or fixed leg ploughs only allowed.
13. Stubble chains, or any other attachment used to bury the stubble, are not allowed.
14. Four wheel drive tractors or conversions not allowed.

GUIDANCE FOR SOCIETIES

1. Tramlines – plough at 90° across tramlines if possible.
2. Avoid plots on side headlands.
3. Recommended size of plots: Length 75m; width 14m.
(Maximum length 100m, minimum 60m. Maximum width 16m, minimum 12m)
4. Recommended width of headland: Minimum 10 metres
5. Score sheets and rules are available to affiliated societies of the Society of Ploughmen.

NATIONAL VINTAGE AREA FINALS

6. Area finals are part of the National Ploughing Calendar and only experienced and competent judges should be chosen to officiate – judges to judge individually on each half of the plots.
7. All Society of Ploughmen rules must be adhered to and the Society of Ploughmen classic reversible points scoring system used.
8. Qualifying matches can be part of existing events or run separately.
9. Competitors can reside in or out of the area of the competitions.
10. Each judge may have a judges clerk to mark the score sheet. The clerk could be a novice judge wishing to learn how to judge ploughing.



RULES FOR TRACTOR OAT SEED FURROW PLOUGHING **(ALSO KNOWN AS HIGH CUT PLOUGHING)**

1. **PLOUGHS.**
 - a. Plough bodies can be raised or lowered but cannot be raised out of the 'ploughing' position.
 - b. All plough bodies must be used when ploughing the finish.
 - c. Extraneous attachments that manipulate the furrows or scratches are not allowed.
 - d. Hydraulic top links and other hydraulic rams are not allowed.
2. **TIME ALLOWED**
 - a. 5 hours to complete the plot. **Penalty for failure to finish the plot at finishing signal – 10 points per minute or part minute.**
 - b. 15 minutes extra time for any cast-off done after the ploughing has commenced.
 - c. Maximum of one hour only allowed for a breakdown.
3. **OPENING**

There is no opening.
4. **START**
 - a. Start to consist of 11 or 12 furrows.
 - b. Competitors to cast towards the next highest number plot.
5. **FINISH**
 - a. Finish to consist of last 8 furrows.
 - b. Last furrow to be ploughed towards competitor's own start.
6. **DEPTH**

Depth to be reached on completion of start and adhered to until commencing the finish.
Minimum depth 13 cm.
7. **PLOUGHING**
 - a. Boats, smoothers, press wheels and chains may be used.
 - b. Scratches may be handled but not removed.
 - c. Width of furrows at competitors discretion.
8. **GENERAL**
 - a. The first and second runs next to the neighbours' plot will be allowed as straightening furrows and will not be judged.
 - b. Rolling of scratches or furrows is **not** allowed. **Penalty – 20 points deduction.**
 - c. Twin tractor wheels are not allowed.
 - d. Three sighting poles only (one may be placed on the headland) – assistance to set and remove is allowed. No other assistance allowed including no assistance by signal, radio contact, mobile phone or any other method.
 - e. Handling, treading or shaping of furrows is **not** allowed
 - f. Only one tractor and one plough wheelmark allowed at the finish.
 - g. Only the competitor allowed to clean the plot of straw, stones, etc. Clearing stubble is not allowed and will be penalised
 - h. The use of Global Positioning Technology, laser beams, or any other electronic or computerised measuring devices are not allowed.
 - i. Any abuse or dispute by a competitor with an official or fellow competitor is not acceptable. **Penalty – 20 points.**

9. **SAFETY**
 - a. Passengers not allowed on tractors or ploughs at any time.
 - b. Society of Ploughmen Safety Policy to be adhered to at all times.

10. **FINAL DECISION**

Any questions arising and not provided for in these rules shall be decided by the Directors, whose decision shall be final and binding.

JUDGES METHOD OF SCORING – OAT SEED FURROW PLOUGHS

START (11 or 12 furrows)	20
<i>Uniform and level</i>	
SEED BED	20
<i>Weed control and soil made available</i>	
FIRMNESS	20
<i>Firm, well packed furrows, no holes</i>	
UNIFORMITY	20
<i>Clearly defined uniform furrows and no pairing of furrows</i>	
FINISH	20
<i>Uniform and shallow</i>	
INS AND OUTS	20
<i>Neat, accurate and regular</i>	
STRAIGHTNESS	20
<i>Straightness of the whole plot</i>	
GENERAL APPEARANCE	20
<i>Workmanship and general appearance of the whole plot</i>	

FIXED PENALTY DEDUCTIONS

Two tractor wheel marks	up to 20 points penalty
Finish wrong way	20 points penalty
Depth infringement	20 points per cm less than specified depth
Rolling	20 points penalty
Failure to finish opening on time	2 points per minute or part minute over time
Failure to finish plot by finishing signal	10 points per minute or part minute over time
Abuse of officials or fellow competitors	20 points penalty
<u>At British National Ploughing Championships:</u>	
Failure to adhere to the Safety Policy	Disqualification

Any other penalty deduction will be decided by the Directors



RULES FOR HORSE PLOUGHING

1. **PLOUGHS**
Extraneous attachments that manipulate the furrows or scratches are not allowed.
2. **TIME ALLOWED**
 - a. General Purpose ploughing – 5 hours to complete the plot.
 - b. Oat Seed Furrow – 6 hours to plough the plot.
 - c. 15 minutes extra time for any cast-off done after the ploughing has commenced.
 - d. **Penalty for failure to finish the plot at finishing signal – 10 points per minute or part minute.**
3. **OPENING**
There is no opening in horse ploughing.
4. **START**
 - a. Start consists of 8 furrows.
 - b. Competitors to cast towards the next highest number plot.
5. **FINISH**
 - a. Finish to consist of last 8 furrows.
 - b. Last furrow to be ploughing towards competitors own start
6. **DEPTH**
Oat Seed Furrow and General Purpose ploughing – minimum depth 13 cm.
7. **OAT SEED FURROW PLOUGHING ONLY**
Boats, presses and other attachments may be used in horse ploughing.
8. **PLOUGHING**
 - a. Competitors can use one or two horses at the finish.
 - b. Leading of horses by one assistant is permitted.
 - c. Horses must not be left unattended on the headland at any time.
9. **GENERAL**
 - a. The first and second runs next to the neighbours' plot will be allowed as straightening furrows and will not be judged.
 - b. Three sighting poles only (one can be placed on the headland) – assistance to set and remove is allowed. No other assistance allowed including no assistance by signal, radio contact, mobile phone or any other method.
 - c. Scratches may be handled but not removed.
 - d. Only the competitor allowed to clean the plot of straw, stones, etc. Clearing stubble is not allowed and will be penalised
 - e. The use of laser beams or any other electronic or computerised measuring devices are not allowed.
 - f. Any abuse or dispute by a competitor with an official or fellow competitor is not acceptable. **Penalty – 20 points.**
10. **SAFETY**
Society of Ploughmen Safety Policy to be adhered to at all times.

11. **FINAL DECISION**

Any questions arising and not provided for in these rules shall be decided by the Directors, whose decision shall be final and binding.

JUDGES METHOD OF SCORING – HORSE PLOUGHS

START (8 furrows)	20
<i>Uniform and level</i>	
SEED BED	20
<i>Weed control and soil made available</i>	
FIRMNESS	20
<i>Firm, well packed furrows, no holes</i>	
UNIFORMITY	20
<i>Clearly defined uniform furrows and no pairing of furrows</i>	
FINISH	20
<i>Uniform and shallow</i>	
INS AND OUTS	20
<i>Neat, accurate and regular</i>	
STRAIGHTNESS	20
<i>Straightness of the whole plot</i>	
GENERAL APPEARANCE	20
<i>Workmanship and general appearance of the whole plot</i>	

FIXED PENALTY DEDUCTIONS

Finish wrong way	20 points penalty
Depth infringement	20 points per cm less than specified depth
Failure to finish plot by finishing signal	10 points per minute or part minute over time
Abuse of officials or fellow competitors	20 points penalty
<u>At British National Ploughing Championships:</u>	
Failure to adhere to the Safety Policy	Disqualification

Any other penalty deduction will be decided by the Directors



RULES FOR HORTICULTURAL PLOUGHING

1. TRACTOR

All models of tractor up to 14hp maximum must have been in production **before 31st December 1969.**

2. PLOUGHS - SINGLE FURROW ONLY – Maximum length of mouldboard 36"

- Mounted or trailing ploughs may be used that were in production **before 31st December 1969**
- Plough bodies to be designed for plough at time of manufacture.
- Only one right-hand skimmer and a one piece tailpiece allowed – no other attachments allowed.
- Extraneous attachments that manipulate the furrows or scratches are **not** allowed.

3. TIME ALLOWED

- 20 minutes for opening. **Penalty for failure to finish opening on time – 2 points per minute or part minute.**
- 40 minutes for openings to be judged.
- 4 hours to complete the plot.
- 15 minutes for any cast-off made after commencement of ploughing.
- Penalty for failure to finish plot at finish signal – 10 points per minute or part minute.**

4. OPENING

- Double opening split – no land left unturned.
- On grassland there is no opening.

5. START

- The start shall consist of the first 6 furrows.
- Competitors must cast towards the next highest numbered plot.

6. FINISH

- The finish shall consist of the last 6 furrows.
- The last furrow to be ploughed towards competitors' own start.

7. DEPTH

Depth to be reached on completion of start and adhered to until commencing the finish.
Minimum depth 12 cm.

8. GENERAL

- The first and second runs next to the neighbours plot will be allowed as straightening furrows and will not be judged.
- Rolling of furrows or scratches is **not** allowed. **Penalty – 20 points deduction.**
- Twin tractor wheels **not** allowed.
- Three sighting poles only (one can be placed on the headland) – assistance to set and remove is allowed. No other assistance allowed including no assistance by signal, radio contact, mobile phone or any other method.
- Handling, shaping or treading of scratches or furrows is **not** allowed.
- Maximum of two wheel marks allowed at the finish (note: if two wheel marks, they must be on the neighbours side of the finish).
- Only the competitor allowed to clean the plot of straw, stones, etc. Clearing stubble is not allowed and will be penalised
- Competitors must produce evidence of age of tractor if requested.

- The use of Global Positioning Technology, laser beams or any other electronic or computerised measuring devices are not allowed.
- Any abuse or dispute by a competitor with an official or fellow competitor is not acceptable. **Penalty – 20 points.**
- Plough must not be put in the ground on the site other than when ploughing the plot. **Penalty – disqualification.**

9. SAFETY

- Passengers not allowed on tractors or ploughs at any time.
- Society of Ploughmen Safety Policy must be adhered to at all times.

10. FINAL DECISION

Any question arising and not provided for in these rules shall be decided by the Directors whose decision shall be final and binding.

JUDGES METHOD OF SCORING – HORTICULTURAL PLOUGHS

OPENING	20
<i>Well cut, uniform and straight</i>	
START (6 furrows)	20
<i>Uniform and level</i>	
SEED BED	20
<i>Weed control and soil made available</i>	
FIRMNESS	20
<i>Firm, well packed furrows, no holes</i>	
UNIFORMITY	20
<i>Clearly defined uniform furrows and no pairing of furrows</i>	
FINISH	20
<i>Uniform and shallow</i>	
INS AND OUTS	20
<i>Neat, accurate and regular</i>	
STRAIGHTNES.....	20
<i>Straightness of the whole plot</i>	
GENERAL APPEARANCE	20
<i>Workmanship and general appearance of the whole plot</i>	

FIXED PENALTY DEDUCTIONS

Finish wrong way	20 points penalty
Depth infringement	20 points per cm less than specified depth
Rolling	20 points penalty
Failure to finish opening on time	2 points per minute or part minute over time
Failure to finish plot by finishing signal	10 points per minute or part minute over time
Abuse of officials or fellow competitors	20 points penalty
<u>At British National Ploughing Championships:</u>	
Failure to adhere to the Safety Policy	Disqualification

Any other penalty deduction will be decided by the Directors



FERGUSON PLOUGHING RULES

HORTICULTURAL PLOUGHING GUIDELINES FOR COMPETITORS

1. Discs/skimmers/tailpieces can be of different make.
2. Weights can be used on tractors or ploughs.
3. Adjustable stays on plough mouldboards are allowed.
4. Quick entry or slotted top links are allowed.
5. Extended wheel axles are allowed.
6. Screw adjustments on cross shafts are allowed.
7. Modified plough shares are allowed.
8. Chains and lats not allowed.
9. Two-piece adjustable tailpieces are not allowed.
10. Only approved manufacturer's diesel engines allowed.
11. Hydraulic top links and other hydraulic rams are not allowed.
12. Drawbars with hydraulic movement are not allowed.
13. Four wheel drive conversions are not allowed.

HORTICULTURAL PLOUGHING GUIDELINES FOR SOCIETIES

1. Tramlines – plough at 90° across tramlines if possible.
2. Avoid plots on side headlands.
3. Recommended size of plots :
Length - maximum 50 metres; minimum 35 metres.
Width - maximum 10 metres, minimum 6 metres.
4. Recommended width of headland - 5 metres
For Societies organising area finals for the National Ploughing Championships:
5. Score sheets and rule books are available to affiliated societies of the Society of Ploughmen.
6. All Society of Ploughmen rules must be adhered to and the Society of Ploughmen conventional points scoring system used.
7. Competitors can reside in or out of the area of the competitions

1. TRACTOR

Any as manufactured Ferguson T20, Ferguson Brown and Ford Ferguson tractors.

2. PLOUGHS

- a. Any as manufactured mounted Ferguson plough in production before 31st December 1956
- b. Ferguson plough bodies to be in production before 31st December 1956.
- c. Skimmers and one-piece tailpieces are optional – no other attachments allowed.
- d. Tailpieces should not be more than 22cm long from the end of the mouldboard and 11cm wide and can only be adjusted by the mouldboard bolts.
- e. Plough bodies can be raised or lowered but cannot be raised out of the 'ploughing' position.
- f. All plough bodies to be used when ploughing the finish.
- g. Extraneous attachments that manipulate the furrows or scratches are not allowed.

3. TIME ALLOWED

- a. 20 minutes for opening. **Penalty for failure to finish opening on time – 2 points per minute or part minute.**
- b. 40 minutes for openings to be judged.
- c. 4 hours to complete the plot. **Penalty for failure to finish the plot at finishing signal – 10 points per minute or part minute**
- d. 15 minutes for any cast-off made after commencement of ploughing.
- e. Maximum of one hour only allowed for a breakdown.

4. OPENING

- a. Double opening – no land left unturned.
- b. On grassland there is no opening.

5. START

- a. The start shall consist of 11 or 12 furrows.
- b. Competitors must cast towards the next highest numbered plot.

6. FINISH

- a. The finish shall consist of the last 8 furrows.
- b. Last furrow to be cast towards competitors' own start.

7. DEPTH

Depth to be reached on completion of start and adhered to until commencing the finish.
Minimum depth 15 cm.

8. GENERAL

- a. The first and second runs next to the neighbours' plot will be allowed as straightening furrows and will not be judged.
- b. Rolling of furrows or scratches is not allowed. **Penalty – 20 points deduction.**
- c. Twin tractor wheels not allowed.
- d. Three sighting poles only (one can be placed on the headland) – assistance to set and remove is allowed. No other assistance allowed including no assistance by signal, radio contact, mobile phone or any other method.
- e. Handling, shaping or treading of scratches or furrows is not allowed.
- f. Only one tractor and plough wheel mark allowed at the finish.
- g. Only the competitor allowed to clean the plot of straw, stones, etc. Clearing stubble is not allowed and will be penalised
- h. Competitors must produce evidence of age of tractor if requested.
- i. The use of Global Positioning Technology, laser beams or any other electronic or computerised measuring devices are not allowed.
- j. Any abuse or dispute by a competitor with an official or fellow competitor is not acceptable. **Penalty – 20 points.**

9. **SAFETY**

- a. Passengers not allowed on tractors or ploughs at any time.
- b. Society of Ploughmen Safety Policy to be adhered to at all times.

10. **FINAL DECISION**

Any question arising and not provided for these rules shall be decided by the Directors whose decision shall be final and binding.

JUDGES METHOD OF SCORING – FERGUSON PLOUGHS

OPENING	20
<i>Well cut, uniform and straight</i>	
START (11 or 12 furrows)	20
<i>Uniform and level</i>	
SEED BED	20
<i>Weed control and soil made available</i>	
FIRMNESS	20
<i>Firm, well packed furrows, no holes</i>	
UNIFORMITY	20
<i>Clearly defined uniform furrows and no pairing of furrows</i>	
FINISH	20
<i>Uniform and shallow</i>	
INS AND OUTS	20
<i>Neat, accurate and regular</i>	
STRAIGHTNESS	20
<i>Straightness of the whole plot</i>	
GENERAL APPEARANCE	20
<i>Workmanship and general appearance of the whole plot</i>	

FIXED PENALTY DEDUCTIONS

Two tractor wheel marks	up to 20 points penalty
Finish wrong way	20 points penalty
Depth infringement	20 points per cm less than specified depth
Rolling	20 points penalty
Failure to finish opening on time	2 points per minute or part minute over time
Failure to finish plot by finishing signal	10 points per minute or part minute over time
Abuse of officials or fellow competitors	20 points penalty

At British National Ploughing Championships:

Failure to adhere to the Safety Policy	Disqualification
--	------------------

Any other penalty deduction will be decided by the Directors

EQUIPMENT

1. *Adjustable screw top links are allowed.*
2. *Lever adjusters on cross shafts are allowed.*
3. *Tractor cabs are allowed*
4. *Diesel engine conversions are allowed.*
5. *Hydraulic top links, other hydraulic rams and quick entry top links are not allowed.*
6. *Weights on tractors or ploughs are allowed*
7. *Stubble chains, or any other attachment used to bury stubble, are not allowed.*
8. *Two-piece adjustable tailpieces are not allowed.*



**REGULATIONS FOR THE
BRITISH NATIONAL PLOUGHING CHAMPIONSHIPS**

1. **SAFETY POLICY** - All competitors must adhere to the Society of Ploughmen's Safety Policy at all times. Failure to do so - disqualification.

2. **PLOUGHING ON THE SITE**

- a. The plough must not be in the ground on the site other than the competitor's plot.
Penalty - disqualification.
- b. When not ploughing, all mounted ploughs must be lowered to the ground.
- c. If any tractor is left unattended, the keys must be taken out and cabs locked.

3. **PLOUGHING ENTRIES**

Competitors in classes 1, 2, 3, 4, 5 and 6 cannot enter the second day's ploughing classes.

4. **PLOTS**

- a. Clearing plots of straw, stones, etc before the official parade is not allowed.
- b. After the parade to plots only the competitor is allowed to clear the plot of straw, stones, etc.
- c. All ploughmen must start at the same end, as designated by the organising committee.

5. **PARADE TO PLOTS**

- a. Competitors will line up in order in the marshalling area by the time specified and will parade in order to their respective plots, under the supervision of the marshalling stewards.
- b. Competitors in the Final Plough-Offs report to the stewards in the marshalling area at the specified time. **Failure to report - 20 point deduction.**
- c. No passengers allowed to ride on a competitors tractor or plough at any time. **Penalty - disqualification.**

5. **TRACTORS ON SITE**

After completion of ploughing, all tractors must be taken directly back to the Marshalling Area and must not be driven around the site. **Failure to do so will be penalised.**

6. **TIES**

Should there be a tie for a place in any class, then the 'countback' system will be used by the scrutineers.

7. **ADMISSION TO SITE**

Each competitor will receive a pass for their admission to the event. Additional tickets must be purchased in advance for accompanying visitors. Trucks and cars must be parked in the appropriate parking places.

8. **INSURANCE**

All competitors must hold adequate insurance including Third Party Liability Insurance.

9. **COMPETITORS EXPENSES**

The Society of Ploughmen does not undertake to pay any expenses incurred by or on behalf of any competitor

10. **RESIDENTIAL QUALIFICATION**

Only competitors residing permanently in England, Isle of Wight and Isle of Man shall be eligible to represent the Society of Ploughmen in the World Ploughing Contest, European Ploughing Championships or other international competitions.

11. **COMPENSATION**

The Society of Ploughmen Limited shall not be liable in respect of any claim for compensation or refund, or for any other claim in regard to or arising out of or connected with the British National Ploughing Championships or the holding, cancellation or curtailment thereof.



COUNTBACK SYSTEM


Should there be a tie in any ploughing class or plough-off final at the British National Ploughing Championships or at any National Vintage Area Final, the 'countback' system will be used by the scrutineers, as follows:

In classes using the conventional ploughing score sheet, the competitor to qualify will have the highest number of points in one aspect, taken in the following order:

- a) General Appearance;
- b) Straightness;
- c) Uniformity;
- d) Seed Bed;
- e) Firmness;
- f) Finish;
- g) Start;
- h) Ins & Outs;
- i) Opening.

In reversible ploughing, the competitor to qualify will have the highest number of points in one aspect taken in the following order:

- a) General Appearance;
- b) Straightness;
- c) Uniformity;
- d) Seed Bed;
- e) Firmness;
- f) Finish;
- g) Start;
- h) Accuracy of Final Furrow;
- i) Joining Furrow & Butts;
- j) Ins & Outs;
- k) Opening.



AIMS OF THE SOCIETY OF PLOUGHMEN

- To promote and encourage the art, skill and science of ploughing and cultivating the land.
- To promote an annual British National Ploughing Contest to be held each year in Great Britain, comprising England, Scotland and Wales and the islands thereof.
- To co-operate with similar organisations in other countries in organising World & European Ploughing Championships Competitions.
- To provide facilities whereby the winners of local ploughing matches in Great Britain, can by reason of their success compete for the World and European Ploughing Championship and by such means foster and maintain a high standard of ploughing skills.

TRACTORS ELIGIBLE FOR VINTAGE PLOUGHING (page 2)

<u>Make</u>	<u>Model</u>	<u>Introduced</u>	<u>Finished</u>
<u>FORDSON</u>	Major	1952	1958
	Power Major	1958	1960
	Super Major	1960	<i>Does not qualify</i>
<u>FORD FERGUSON</u>	9N, 9NAN, 2N, 8N	1939	1952
<u>INTERNATIONAL</u>	All wartime TVO and diesel models		
	M, BM, BMD	1949	1954
	Super BM	1953	1959
	Super BWD6, Super BW6	1953	1959
	B250	1956	1961
	B275	1958	1967
	B450	1958	1964
	B414, 434, 614, 276	1961	<i>Do not qualify</i>
<u>JOHN DEERE</u>	GP, A, B, D, G, L, A, H, M, R ..	1924	1954
<u>MARSHALL</u>	Model M; Series 1, 2 and 3		
	MP6	1954	1960
<u>MASSEY HARRIS</u>	All wartime imports		
	44	1947	1958
	744	1948	1958
	745	1954	1958
	Pony	1947	1961
<u>NUFFIELD</u>	M4	1948	1954
	DM4 Perkins	1950	1954
	DM4 BMC	1954	1957
	Universal 4	1957	1961
	Universal 3	1957	1961
	342, 460, 10/42, 10/60	1961	<i>Do not qualify</i>
<u>TURNER</u>	Yeoman	1949	1956

Diesel conversions are allowed in all classes.

LIST OF ELIGIBLE PLOUGHS (HYDRAULIC CLASS)

NOTE: This list may not be complete. All qualifying models to have been in production by 31st December 1959. Should a plough not be included on this list but it can be proved that it was in production before that date, then it is eligible.

<u>MAKE</u>	<u>MODEL</u>
<u>DAVID BROWN</u>	A SERIES
	B SERIES
	BH (open frame)
	BE (solid/filled in frame)
	B SERIES MATCH PLOUGH
<u>FISHER HUMPHRIES</u>	2 models in the 1950's -
	LIGHT MODEL FOR CATEGORY 1 TRACTORS
	HEAVIER MODEL FOR CATEGORY 2 TRACTORS
<u>FERGUSON</u>	ALL PLOUGHS MADE FOR THE GREY FERGUSON
<u>INTERNATIONAL</u>	B.12 and B.13
	B1.41 and B1.51
	B.200
	B.300
<u>RANSOMES</u>	TS 54
	TS 59
	TS 63
	TS 70
	TS 73
<u>OTHER PLOUGHS MADE/USED DURING THE 1940's AND 1950's</u>	
	STAR
	PIERCE
	GEORGE SELLAR
	TURNER (YEOMAN)
	NEWLANDS

PLOUGHS NOT ELIGIBLE

FISKARS MATCH PLOUGH
 KVERNELAND HYDRIEN and SUPER HYDRIEN
 RANSOMES/BONNING MATCH PLOUGH (box frame)
 RANSOME TS86 MATCH PLOUGH